



X-TYPE

DATE 05/02

XT501-01

SERVICE

TECHNICAL BULLETIN

Wind Noise From Doors –
Modify Door Seals –
Modification Procedure

MODEL 2002 MY
X-TYPE
VIN C00638 – C51000

Issue:

On some 2002 MY X-TYPE vehicles within the above VIN range, customers may experience wind noise from the door seals. This bulletin describes how to modify the door seals using additional foam strips.

Action:

In case of a customer complaint of wind noise on a 2002 MY X-TYPE vehicles within the above VIN range, follow the procedure below:

DOOR SEAL MODIFICATION PROCEDURE

1. Open door.
2. Switch ignition ON.
3. Lower all windows.
4. Switch ignition OFF.

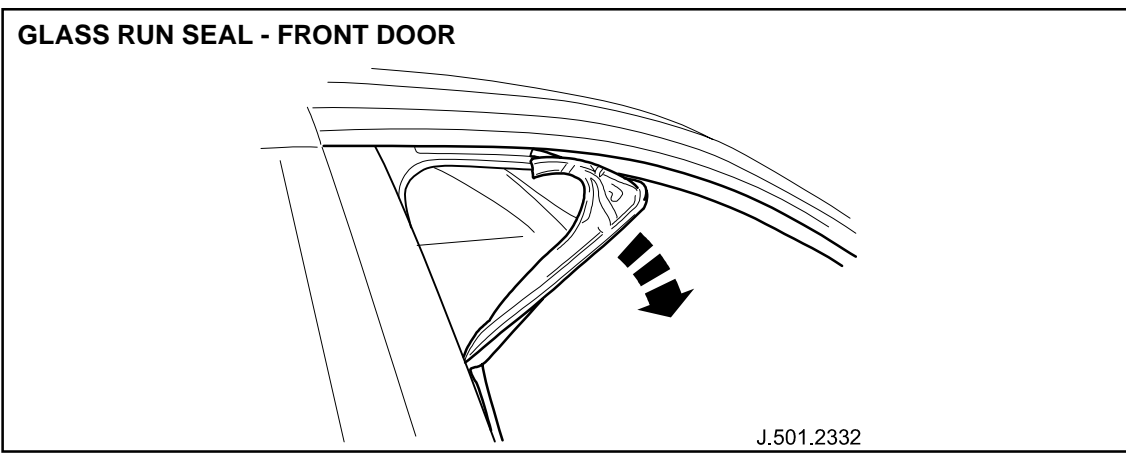


ILLUSTRATION 1

- 5. Displace rear upper corner of front glass run seals (Illustration 1) and front upper corner of rear glass run seals (Illustration 2).

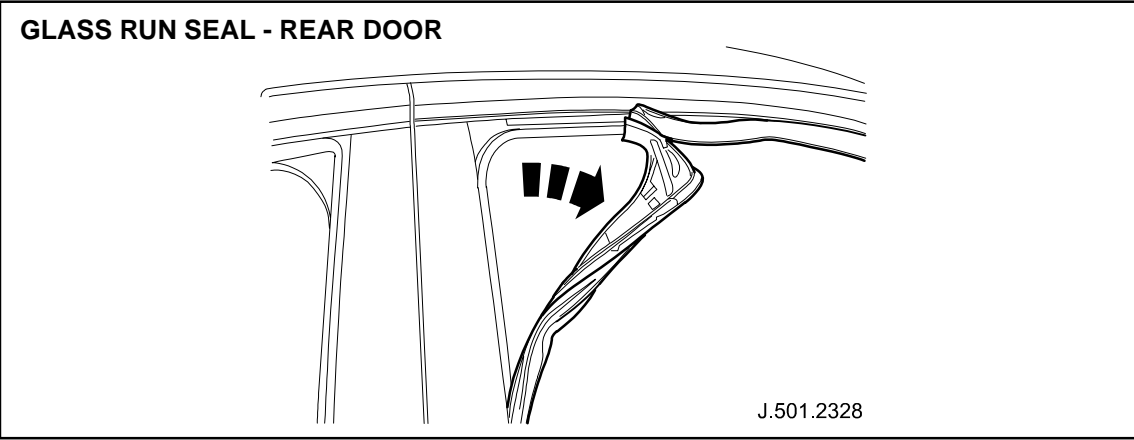


ILLUSTRATION 2

6. Remove strip of foam from backing paper.
7. Install foam to corner of rear seal, starting approximately 12 mm prior to edge of square location peg finishing approximately 12 mm past second square location peg (Illustration 3).

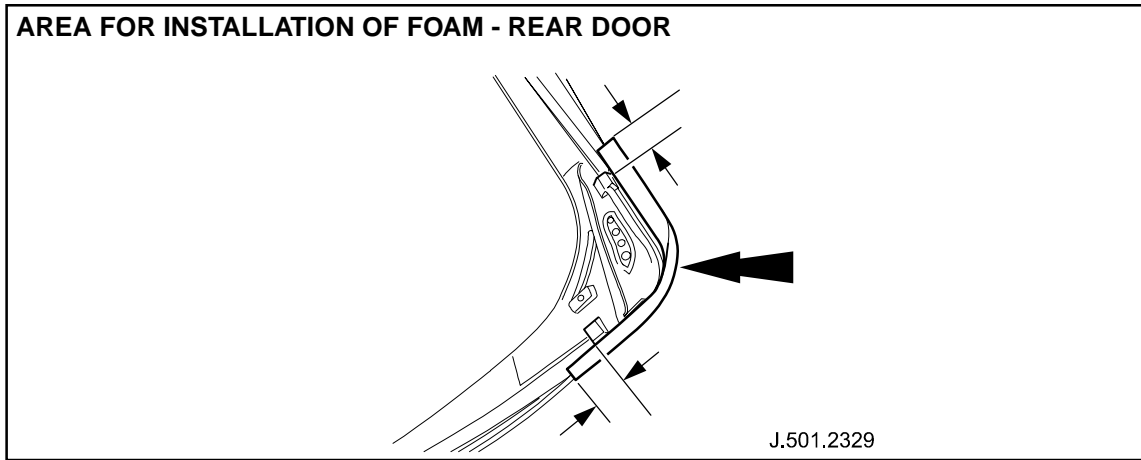


ILLUSTRATION 3

8. Install foam to corner of front seal starting and finishing at edge of square location peg on seal (Illustration 4).

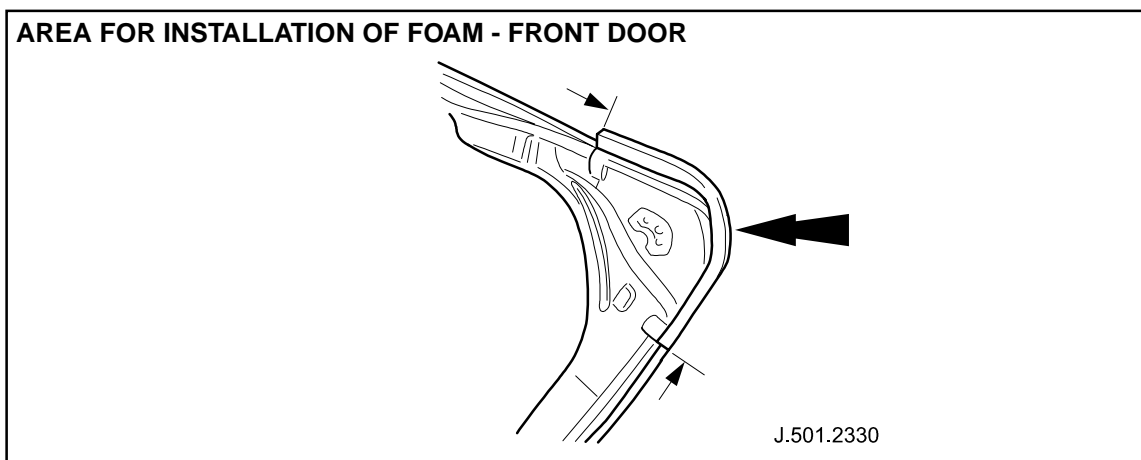
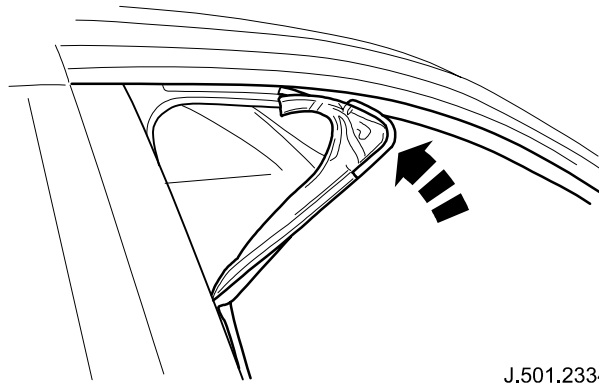


ILLUSTRATION 4

REINSTALLING GLASS RUN SEAL - FRONT DOOR

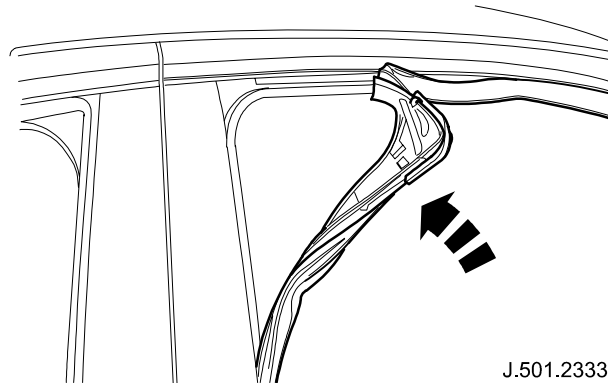


J.501.2334

ILLUSTRATION 5

9. Align and fully seat glass run seals to upper corners of door frames. (Illustrations 5 and 6).

REINSTALLING GLASS RUN SEAL - REAR DOOR



J.501.2333

ILLUSTRATION 5

10. Switch ignition ON.
11. Raise front windows.
12. Switch ignition OFF.
13. Close doors.

Parts Information:

<u>DESCRIPTION</u>	<u>PART NUMBER</u>	<u>QTY</u>
Foam pad - wind noise fix	JAG 8000	4

Warranty Information:CURRENT SYSTEM

<u>FAULT CODE</u>	<u>R.O. NUMBER</u>	<u>DESCRIPTION</u>	<u>TIME ALLOWANCE</u>
WD BG 07	76.94.14	Fit foam pad to front/rear door windows - wind noise fix	0.2 hrs.

GLOBAL ACES

Upon introduction of the revised DDW claim submission system, the following warranty information will apply.

Warranty claims should be submitted quoting the information found in the table below. This will result in payment of the stated time and, where applicable parts/miscellaneous expense codes as listed.

Description	SRO	Time	Causal Part Number	Causal Part Description
Fit foam pad to front/rear door windows - wind noise fix	76 94 14	0.2 hrs.	C2S 20588	Glass channel